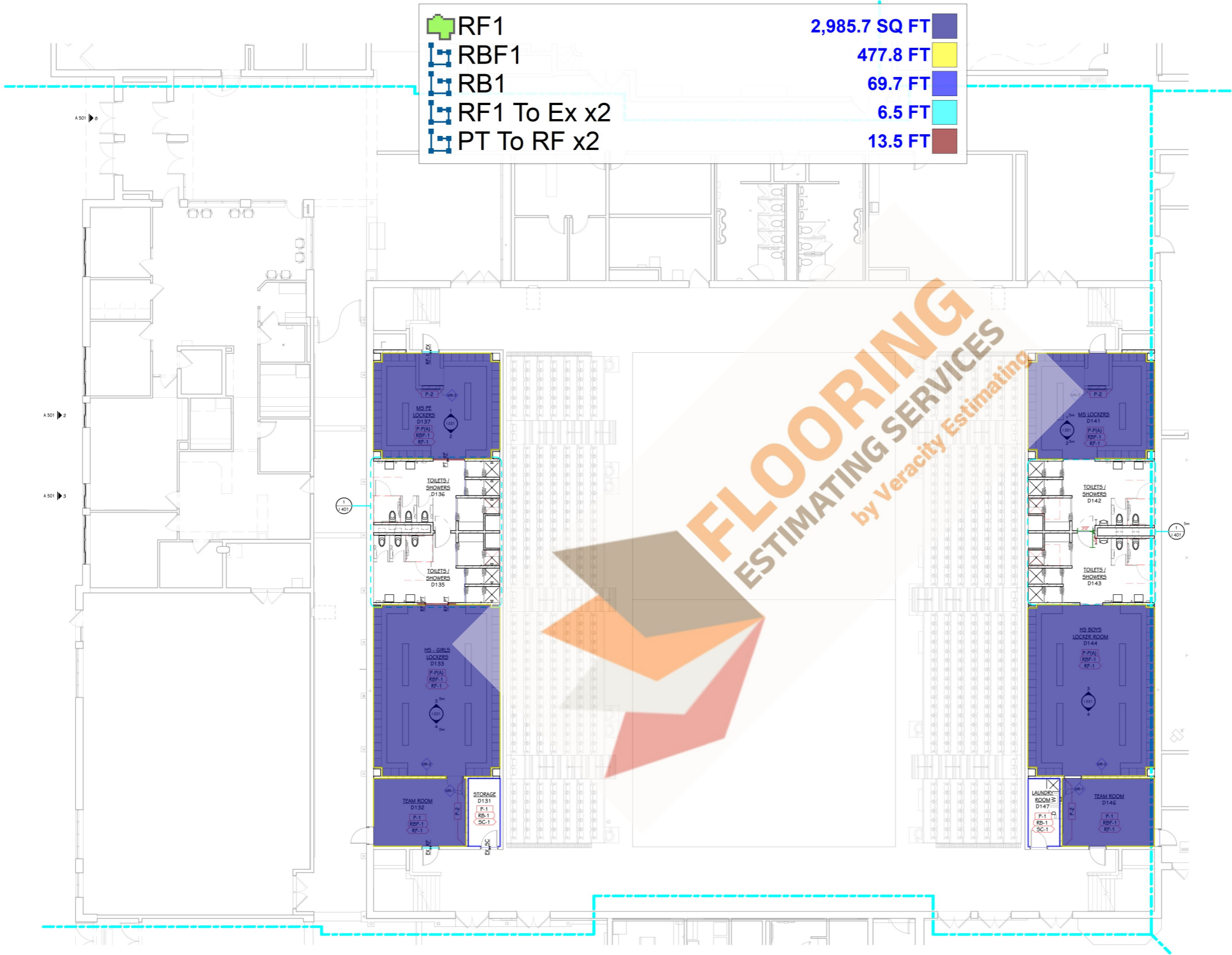


Building Data Summary	
Project ID:	*****
Location:	*****
Scope of Work:	Flooring
Date:	*****

Item #	Ref. Sheet #	Item Description	Unit	Quantity	Wastage	Quantity with Wastage
DIVISION 09- FINISHES						
		Flooring				
1	A121	RF1 Resinous Floor Manuf: SHERWIN WILLIAMS Pattern: RESUFLOOR DECO FLAKE BC 1/8" Color: 25% F5910 JD GREEN, 25% F9902 BLACK IRON OXIDE, 25% FI 820 WHITE, 25% F9800 SOMMELIER	SF	2986	5%	3135
2		PTM1 (2"x2") Porcelain Tile Mosaic Manuf: PLATFORM SURFACES Pattern: MESH Color: CARBON	SF	330	5%	347
3		PT1 (12"x24") Porcelain Tile Manuf: PLATFORM SURFACES Pattern: MESH Color: CARBON	SF	832	5%	874
		Wall Base				
4		PTB1 (6"x12") Porcelain Tile Base Manuf: PLATFORM SURFACES Pattern: MESH Color: CARBON	LF	402	5%	422
5		RBF1 (6" H) Resinous Floor Base Manuf: SHERWIN WILLIAMS Pattern: RESUFLOOR DECO FLAKE BC 1/8" Color: 25% F5910 JD GREEN, 25% F9902 BLACK IRON OXIDE, 25% FI 820 WHITE, 25% F9800 SOMMELIER	LF	478	5%	502
6		RB1 (4"x120' Rolls) Rubber Base Manuf: JOHNSONITE Product: 40 Pattern: TRADITIONAL DURACOVE W/ TOE Color: BLACK	LF	70	5%	74
		Wall Finish				
7		CT1 (4"x12") Ceramic Tile Product: 190 Manuf: DALTILE Pattern: COLOR WHEEL LINEAR Color: ARCTIC WHITE- GLOSSY	SF	2250	5%	2363
8		CT2 (4"x12") Ceramic Tile Product: 0115 Manuf: DALTILE Pattern: COLOR WHEEL LINEAR Color: EMERALD- GLOSSY	SF	692	5%	727
		Floor Transition				
9		RF1 To Ex	LF	14	5%	15
10		PT1 To RF1	LF	27	5%	28



- NOTES - FINISH PLANS**
- 1 FINISH TAGS APPLY TO LIKE MATERIALS IN ENTIRE ROOM, I.E. CASEWORK TAG MAY ONLY CALLOUT ONE RUN OF CASEWORK, BUT ALL CASEWORK IN ROOM RECEIVE THE SAME FINISHES, UNLESS TAGGED DIFFERENTLY.
 - 2 CASEWORK FINISH TAGS DO NOT APPLY TO CUSTOM MILLWORK PIECES. REFER TO ENLARGED MILLWORK DETAILS FOR FINISH MATERIALS.
 - 3 REFER TO ENLARGED FINISH PLANS AND PATTERN PLANS FOR ADDITIONAL FINISH DETAILS.
 - 4 DASHED LINE INDICATES LINE OF CEILING ABOVE, REFER TO REFLECTED CEILING PLANS.
 - 5 WHERE NO FINISH TAG IS SHOWN ALL EXISTING FINISHES ARE TO REMAIN, UNLESS OTHERWISE NOTED.

ISSUED FOR DATE

PROJECT TITLE
MCS - MIDDLE SCHOOL / HIGH SCHOOL

OWNER
MENDON COMMUNITY SCHOOLS

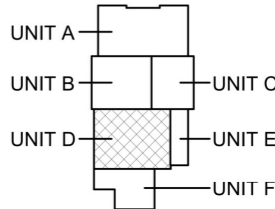
SHEET TITLE
FIRST FLOOR FINISH PLAN - UNIT D

MENDON, MICHIGAN

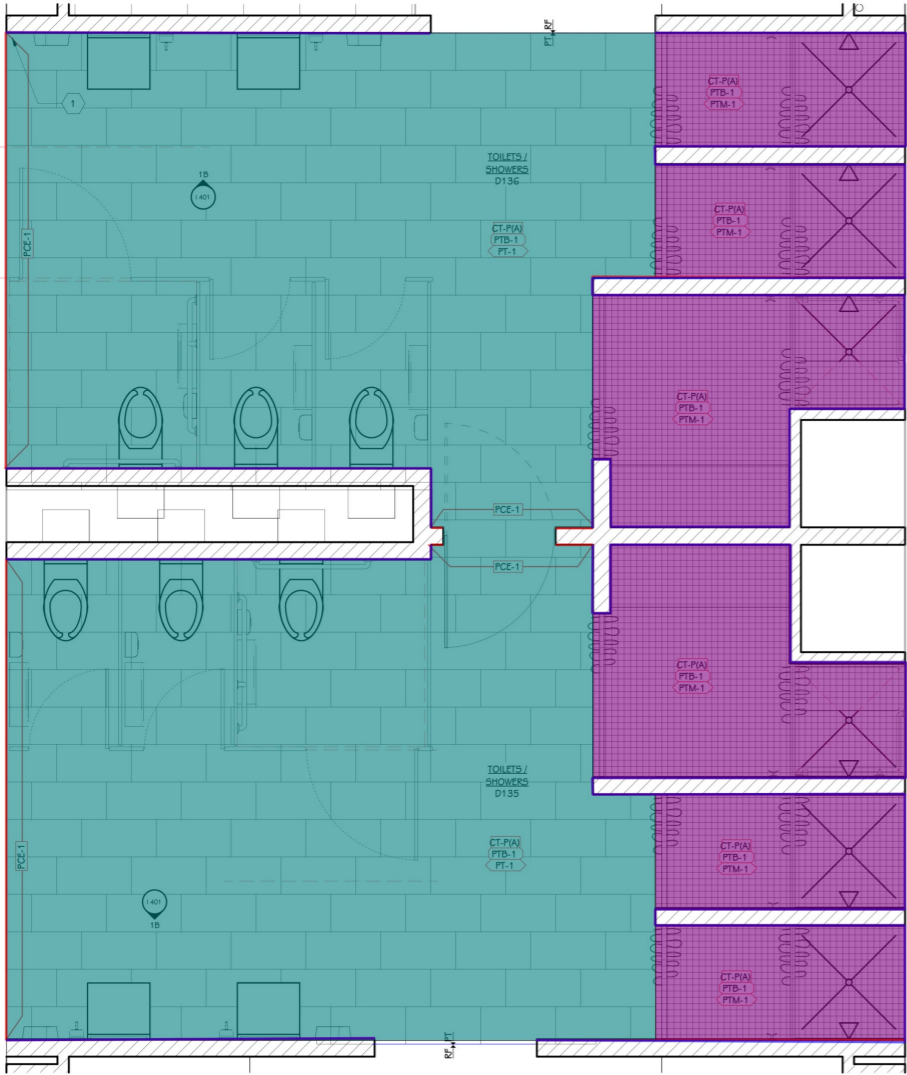
DATE
DECEMBER 16, 2024

SHEET NUMBER
I 101D
21-147.100

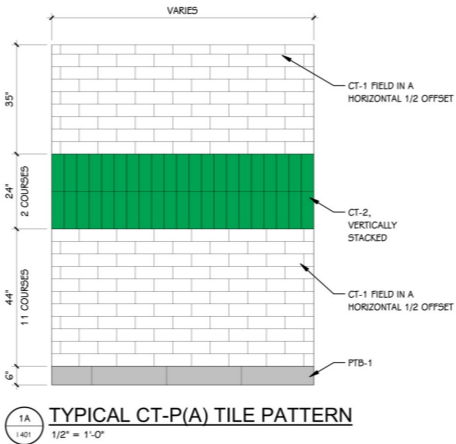
MENDON MIDDLE / HIGH SCHOOL



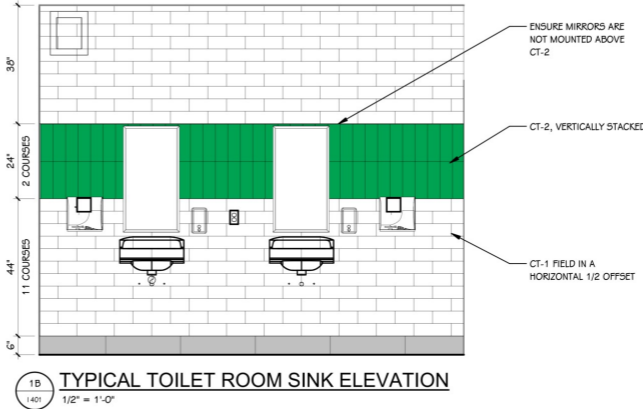
KEY PLAN
SCALE: NO SCALE



1 TYPICAL TOILET ROOM FINISH PLANS
1/2" = 1'-0"



1A TYPICAL CT-P(A) TILE PATTERN
1/2" = 1'-0"



1B TYPICAL TOILET ROOM SINK ELEVATION
1/2" = 1'-0"

	PTM1 X2	164.2 SQ FT	
	PT1 X2	415.3 SQ FT	
	PTB1 X2	200.1 FT	
	CT1 6'-6"H & CT2 2'H X2	173.0 FT	

- NOTES - ENLARGED TOILET FINISH PLANS**
- REFER TO MATERIAL SELECTION SCHEDULE FOR FINISH INFORMATION.
 - REFER TO ARCHITECTURAL FLOOR PLANS AND SPECIFICATION FOR ADDITIONAL INFORMATION ON CONSTRUCTION MATERIALS.
 - REFER TO ARCHITECTURAL ENLARGED PLANS FOR TOILET ACCESSORIES, PARTITIONS, BARRIER-FREE REQUIREMENTS, ETC.
 - REFER TO REFLECTED CEILING PLANS FOR CEILING FINISH AND HEIGHTS.
 - REFER TO INTERIORS TYPICAL DETAIL SHEETS FOR TILE TRIM DETAILS, FLOORING TRANSITIONS, WAINSCOT DETAILS, AND TYPICAL TILE PATTERN REQUIREMENTS.
 - WHERE HEIGHT IS INDICATED FOR IMPACT RESISTANT WALL PANEL AND FIBERGLASS REINFORCED PLASTIC PANELING NOTED HEIGHT IS NOMINAL. CONTRACTOR TO PROVIDE FULL SHEET HEIGHT OR WIDTH ATOP SPECIFIED BASE HEIGHT PLUS ANY NECESSARY TRIMS OR ACCESSORIES.
 - DETAILS SHOWN ILLUSTRATE DESIGN INTENT, NOT ALL POSSIBLE CONDITIONS. FOR CONDITIONS NOT SHOWN, USE DETAILS CLOSEST TO CONDITION IN QUESTION.
- KEYED NOTES - INTERIORS - TOILET ROOM FINISH**
- TILE INSTALLATION ORIGIN POINT

ISSUED FOR DATE

PROJECT TITLE
MCS - MIDDLE SCHOOL / HIGH SCHOOL

OWNER
MENDON COMMUNITY SCHOOLS

SHEET TITLE
ENLARGED TOILET FINISH PLANS AND
DETAILS

DATE
DECEMBER 16, 2024

SHEET NUMBER
I 401
21-147.100